

Portal de padres de QuikApps

Seguimiento Electrónico de la Aplicación de Comida Gratuita o Reducida

Para crear una cuenta de padre o de un estudiante emancipado y acceder a QuikApps, presione en el enlace "[Register](#)" en la página web. El enlace "[Forgot Password](#)" permite al usuario restablecer su contraseña.



The screenshot shows the login interface for 'Anywhere USA PaySchools Admin'. It features a blue header with the text 'Anywhere USA'. Below the header is the 'PaySchools Admin' logo. There are two input fields: 'username' and 'password'. To the right of the password field is a blue circular 'Login' button. At the bottom of the form, there are three links: 'Register', 'Forgot Password', and 'Help'.

Registro de nuevo usuario

Al presionar en el vínculo "[Register](#)" se abre una pantalla que permite al usuario seleccionar si son estudiantes o padres. Una cuenta de usuario de estudiante sólo debe ser creada por un alumno emancipado.



The screenshot shows the registration page for 'Anywhere USA PaySchools Admin'. It features a blue header with the text 'Anywhere USA'. Below the header is the 'PaySchools Admin' logo. The text 'Select the type of user you would like to register.' is displayed. There is a dropdown menu labeled 'I am a:' with a list of options: '-Select-', '-Select-', 'Student', and 'Parent'. The 'Parent' option is highlighted in yellow. To the right of the dropdown menu is a blue 'Next' button. At the bottom left, there is a link 'Back to Sign In'.

La siguiente pantalla es donde el usuario ingresará su nombre, apellido, ID de correo electrónico, contraseña y crea una pregunta de seguridad para verificar la identidad del usuario cuando se solicita un restablecimiento de contraseña. Tenga en cuenta que la contraseña debe ajustarse a los requisitos de seguridad especificados.

The screenshot shows a registration form titled "Anywhere USA" with the "PaySchools Admin" logo. The form includes the following fields and their values:

Your First Name:	Mom
Your Last Name:	Test
Email Id:	Testing@mom.com
Password:
Confirm Password:
Security Question:	dog name
Security Answer:	...
Confirm Answer:	...

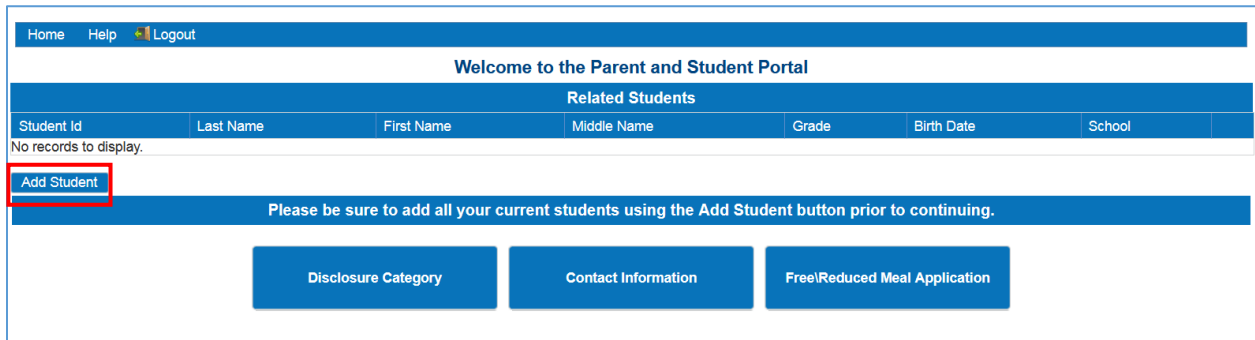
Below the fields, there is a note: "Password must contain a number, a lowercase letter, an uppercase letter, and be between 8 and 20 characters long." At the bottom of the form, there are two buttons: "Previous" on the left and "Finish" on the right.

Cuando termine, presione en " [Finish](#) " para ser redirigido de nuevo a la pantalla de inicio de sesión de la página.

The screenshot shows the login page titled "Anywhere USA" with the "PaySchools Admin" logo. It features two input fields: the top one contains "Testing@mom.com" and the bottom one contains "password". To the right of the password field is a circular "Login" button. At the bottom of the page, there are three links: "Register | [Forgot Password](#) | [Help](#)".

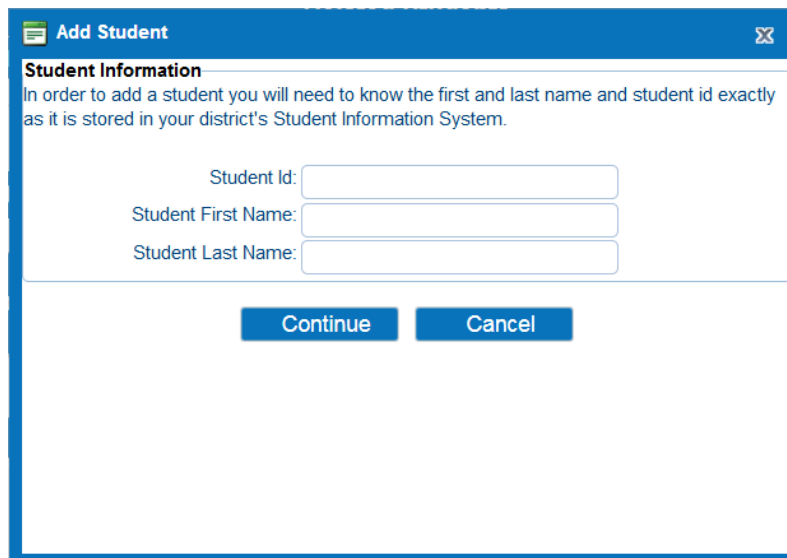
Estudiantes relacionados

La página de inicio del Portal muestra todos los estudiantes relacionados con el padre en Admin PaySchools. El niño especificado como parte del proceso de inscripción será listado. Para agregar miembros adicionales de la familia, presione en " [Add Student](#) " para buscar a otros miembros de la familia. Si el usuario se registró como estudiante, la opción de agregar miembros adicionales no está disponible .



Welcome to the Parent and Student Portal						
Related Students						
Student Id	Last Name	First Name	Middle Name	Grade	Birth Date	School
No records to display.						
Add Student						
Please be sure to add all your current students using the Add Student button prior to continuing.						
Disclosure Category		Contact Information		Free/Reduced Meal Application		

En la pantalla emergente, ingrese el ID de Patrón del estudiante, nombre y apellido.



Add Student

Student Information


In order to add a student you will need to know the first and last name and student id exactly as it is stored in your district's Student Information System.

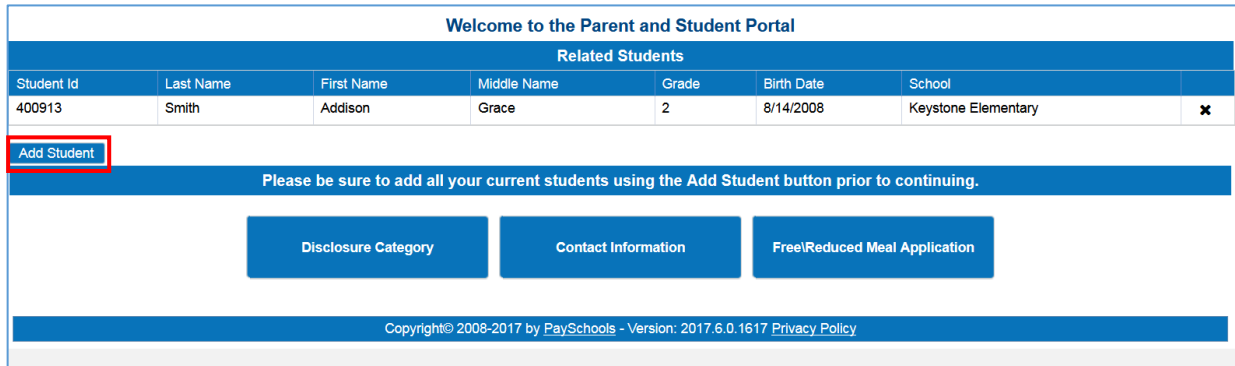
Student Id:

Student First Name:

Student Last Name:


[Continue](#) [Cancel](#)

El estudiante recién agregado aparecerá en el cuadro. Presione en "  " para verificar / actualizar la información.

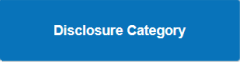




Welcome to the Parent and Student Portal

Related Students						
Student Id	Last Name	First Name	Middle Name	Grade	Birth Date	School
400913	Smith	Addison	Grace	2	8/14/2008	Keystone Elementary



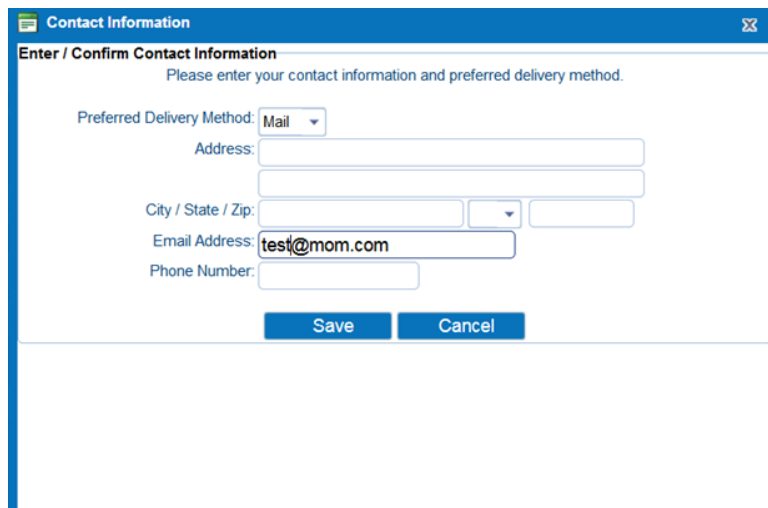
Please be sure to add all your current students using the Add Student button prior to continuing.

Copyright© 2008-2017 by PaySchools - Version: 2017.6.0.1617 [Privacy Policy](#)

Información del contacto

El usuario debe ingresar o actualizar la información de contacto antes de completar una solicitud. Se requiere ponga que ponga la dirección de su casa. El correo electrónico se llena previamente con base al ID de correo electrónico de la cuenta del portal. El número de teléfono es opcional.



Contact Information

Enter / Confirm Contact Information

Please enter your contact information and preferred delivery method.

Preferred Delivery Method:



Address:

City / State / Zip:

Email Address:

Phone Number:

Introducción de una nueva aplicación

Cuando se ha guardado la información de contacto, el usuario puede ahora presionar en el botón "  " para ingresar a una nueva aplicación o editar una aplicación existente. Se le solicitará al usuario que verifique o actualice su información de contacto si no se ha actualizado previamente. Al presionar en "  " aparecerá la primera pantalla de QuikApps. En el ejemplo, no hay aplicaciones existentes por lo que se introducirá una nueva aplicación. Al crear una nueva aplicación, el primer paso es confirmar que TODOS los estudiantes de la familia han sido ingresados. Si es

necesario, puede presionar en el botón " **Return to Add Students** ". La familia de estudiantes debe hacerse primero antes de ingresar a la solicitud.

Confirm students
The following are the list of students that are added to this user account.
Smith Addison

Please confirm that these are the list of students that are required. Or you can go back to add more Students.

Continue **Return to Add Students**

Welcome to the Parent and Student Portal

Related Students							
Student id	Last Name	First Name	Middle Name	Grade	Birth Date	School	
400913	Smith	Addison	Grace	2	8/14/2008	Keystone Elementary	✕

Add Student

Please be sure to add all your current students using the Add Student button prior to continuing.

Disclosure Category **Contact Information** **Free/Reduced Meal Application**

Select Application
Select the application you want to work on. Or select Create New Application to start entering a new one.

Create New Application

Continue **Cancel**

En la pantalla de Estudiantes, se enumeran todos los clientes que forman parte de la familia. Al marcar la casilla junto al nombre, se añaden a la nueva aplicación que el usuario está creando. Si el usuario no selecciona un usuario aquí, tendrá que editar la aplicación más tarde para agregar el usuario.

New Application

Students

Members

The following students are listed as part of the family. Check those that you want to add to the application.

If you are completing an application for other students that are not directly certified you can add the direct certified students as a family member to the application so they are included in your family size.

- Addison Smith
- Adelyn Smith

Check this if all of the selected students Foster

Cancel **Next**

Si todos los estudiantes de su familia son niños adoptivos, marque esta casilla, si no selecciona a sus alumnos y presione en Siguiente.

New Application

Students

Members

The following students are listed as part of the family. Check those that you want to add to the application.

If you are completing an application for other students that are not directly certified you can add the direct certified students as a family member to the application so they are included in your family size.

- Addison Smith
- Adelyn Smith

Check this if all of the selected students Foster

Cancel **Next**

En la pantalla Miembros, el padre que crea la aplicación está incluido en la aplicación de forma predeterminada. Tutores adicionales o miembros de la familia que fueron incluidos en solicitudes anteriores serán listados en esta pantalla. En el ejemplo, Tee Locke es el único tutor.

New Application

Students

Members

The following people are guardians or are on the previous application as members of the family. Check those that you want to add to the application.

Tee Locke (You must be a member on the application)

Cancel Previous Next

La siguiente pantalla contiene la información requerida para el estudiante. El tipo de asistencia, cualquier situación especial, el estatus de hijo adoptivo y los ingresos se ingresan aquí. Todos los campos deben tener una respuesta para pasar a la siguiente pantalla.

New Application

Addison Smith

Adelyn Smith

Tee Locke

First Name: Addison

Last Name: Smith

Assistance Type: Please Select

Special Situation: Please Make a Selection

Foster Child: Yes No

Earns Income: Yes No

Cancel Next

La pantalla de ingreso del tutor contiene la información requerida para el tutor. Para ingresar ingresos, presione en "Sí" en "Ingresos". El usuario debe ingresar las cantidades y la frecuencia para al menos una categoría de ingresos y especificar una

frecuencia. Las selecciones de frecuencias son semanales, cada dos semanas, dos veces al mes, mensual y anual.

New Application

Addison Smith
Adelyn Smith
Tee Locke

First Name: Tee
Last Name: Locke

Assistance Type: None of These

Earns Income: Yes No

Income From Work: 100 Weekly
Welfare/Child Support/Alimony: 150 Monthly
Pension, Retirement, SSI, VA, SS: Select Income Frequency
Other Income (PFD): Select Income Frequency

Cancel Previous Finish

Después de presionar en " **Finish** ", la pantalla muestra las declaraciones requeridas asociadas con el proceso de solicitud.

Home Help Logout

Free and Reduced Application Processing

Application Not Signed

The Richard B. Russell National School Lunch Act requires the information on this application. You do not have to give the information, but if you do not submit all needed information, we cannot approve your child for free or reduced-price meals. You must include the last four digits of the social security number of the adult household member who signs the application. The social security number is not required when you apply on behalf of a foster child or you list a Food Assistance (FA), Family Investment Program (FIP) or Food Distribution Program on Indian Reservations (FDPIR) case number or other FDPIR identifier for your child or when you indicate that the adult household member signing the application does not have a social security number. We will use your information to determine if your child is eligible for free or reduced-price meals, and for administration and enforcement of the lunch and breakfast programs. We may share your eligibility information with education, health, and nutrition programs to help them evaluate, fund, or determine benefits for their programs, auditors for program reviews, and law enforcement officials to help them look into violations of programs rules.

This institution is an equal opportunity provider

Finish Later Continue

Copyright© 2008-2017 by PaySchools - Version: 2017.6.0.1617 Privacy Policy

La pantalla de Instrucciones contiene información detallada sobre cómo informar correctamente los beneficios y los ingresos, junto con una definición detallada de cada tipo de beneficio / ingreso. Esta información está contenida en la aplicación en la ventana con una barra de desplazamiento. Todos los detalles han sido listados desde esa ventana.

Home Help Logout

Free and Reduced Application Processing

Application Not Signed

Instructions

INSTRUCTIONS FOR APPLYING
Please read this in it's entirety before proceeding

A HOUSEHOLD MEMBER IS ANY CHILD OR ADULT LIVING WITH YOU.

IF ANY HOUSEHOLD MEMBER RECEIVES BENEFITS FROM SNAP, TANF, OR FDPIR, AND THAT FAMILY MEMBER IS A STUDENT FOLLOW THESE INSTRUCTIONS:
Go to Students: Make sure the student(s) receiving benefits from an Assistance Program have their case numbers entered and all students in the family are listed.
Go to Household Members: If not already listed, add the household member who will be electronically signing the application. You do not need to enter income information.
Go to Sign Application: Sign the form. The last four digits of a Social Security Number are not necessary, you can select No SSN. Contact information is optional but recommended if we need to contact you.

IF ANY HOUSEHOLD MEMBER RECEIVES BENEFITS FROM SNAP, TANF, OR FDPIR, AND THAT FAMILY MEMBER IS NOT A STUDENT FOLLOW THESE INSTRUCTIONS:
Go to Students: Make sure all students in the family are listed. You do not need to enter income information for students.
Go to Household Members: If not listed, add the family member who is receiving the benefits and add them including their case number.
If not already listed, add the household member who will be electronically signing the application. You do not need to enter income information.
Go to Sign Application: Sign the form. The last four digits of a Social Security Number are not necessary you can select No SSN. Contact information is optional but recommended if we need to contact you.

IF NO ONE IN YOUR HOUSEHOLD GETS SNAP, TANF, OR FDPIR BENEFITS AND IF ALL CHILDREN IN THE HOUSEHOLD ARE HOMELESS, A MIGRANT OR RUNAWAY, OR ATTEND A HEAD START OR EVEN START PROGRAM FOLLOW THESE INSTRUCTIONS:
Go to Students: Make sure all students in the family are listed. Indicate which of the above situation applies to each student. You do not need to enter income information.
Go to Household Members: Add the household member who will be electronically signing the application. You do not need to enter income information.
>
Go to Sign Application: Sign the form. The last four digits of a Social Security Number are not necessary you can select No SSN. Contact information is optional but recommended if we need to contact you.
Contact the school liaison for further assistance.

IF NO ONE IN YOUR HOUSEHOLD GETS SNAP, TANF, OR FDPIR BENEFITS AND IF ANY, BUT NOT ALL, OF THE CHILDREN IN YOUR HOUSEHOLD ARE HOMELESS, A MIGRANT OR RUNAWAY, OR ATTEND A HEAD START OR EVEN START PROGRAM FOLLOW THESE INSTRUCTIONS:

3. Go to Sign Application: Sign the form. The last four digits of a Social Security Number are not necessary you can select No SSN. Contact information is optional but recommended if we need to contact you.

4. Contact the school liaison for further assistance.

IF NO ONE IN YOUR HOUSEHOLD GETS SNAP, TANF, OR FDPIR BENEFITS AND IF ANY, BUT NOT ALL, OF THE CHILDREN IN YOUR HOUSEHOLD ARE HOMELESS, A MIGRANT OR RUNAWAY, OR ATTEND A HEAD START OR EVEN START PROGRAM FOLLOW THESE INSTRUCTIONS:

1. Go to Students: Make sure all students in the family are listed. Indicate which of the above situation applies to the student. If the child earns a steady income enter that information.
2. Go to Household Members: Enter all household members that are not students. Enter any steady income received for each household member.
3. Go to Sign Application: Sign the form. The last four digits of a Social Security Number are not necessary you can select No SSN. Contact information is optional but recommended if we need to contact you.

IF NO ONE IN YOUR HOUSEHOLD GETS SNAP, TANF, OR FDPIR BENEFITS AND IF NO CHILD IS HOMELESS, A MIGRANT OR RUNAWAY, OR ATTEND A HEAD START OR EVEN START PROGRAM AND ALL CHILDREN ARE FOSTER CHILDREN FOLLOW THESE INSTRUCTIONS:

1. Go to Students: Make sure all students in the family are listed. Indicate that they are foster children.
2. Go to Household Members: Add the household member who will be electronically signing the application. You do not need to enter income information.
3. Go to Sign Application: Sign the form. The last four digits of a Social Security Number are not necessary you can select No SSN. Contact information is optional but recommended if we need to contact you.

IF NO ONE IN YOUR HOUSEHOLD GETS SNAP, TANF, OR FDPIR BENEFITS AND IF NO CHILD IS HOMELESS, A MIGRANT OR RUNAWAY, OR ATTEND A HEAD START OR EVEN START PROGRAM AND IF ANY, BUT NOT ALL CHILDREN ARE FOSTER CHILDREN FOLLOW THESE INSTRUCTIONS:

Go to Students: Make sure all students in the family are listed. Indicate which of the above situation applies to the student. If the child earns a steady income enter that information.
Go to Household Members: Enter all household members that are not students. Enter any steady income received for each household member.
Go to Sign Application: Sign the form. The last four digits of a Social Security Number are not necessary you can select No SSN. Contact information is optional but recommended if we need to contact you.

IF NO ONE IN YOUR HOUSEHOLD GETS SNAP, TANF, OR FDPIR BENEFITS AND IF NO CHILD IS HOMELESS, A MIGRANT OR RUNAWAY, OR ATTEND A HEAD START OR EVEN START PROGRAM AND ALL CHILDREN ARE FOSTER CHILDREN FOLLOW THESE INSTRUCTIONS:
Go to Students: Make sure all students in the family are listed. Indicate that they are foster children.
Go to Household Members: Add the household member who will be electronically signing the application. You do not need to enter income information.
Go to Sign Application: Sign the form. The last four digits of a Social Security Number are not necessary you can select No SSN. Contact information is optional but recommended if we need to contact you.

IF NO ONE IN YOUR HOUSEHOLD GETS SNAP, TANF, OR FDPIR BENEFITS AND IF NO CHILD IS HOMELESS, A MIGRANT OR RUNAWAY, OR ATTEND A HEAD START OR EVEN START PROGRAM AND IF ANY, BUT NOT ALL CHILDREN ARE FOSTER CHILDREN FOLLOW THESE INSTRUCTIONS:
Go to Students: Make sure all students in the family are listed. Indicate which student(s) is a foster child. If the student earns a steady income enter that information.
Go to Household Members: Enter all household members that are not students. Enter any steady income received for each family member.
Go to Sign Application: Sign the form and list the last four digits of their Social Security Number or mark No SSN if you do not have one. Contact information is optional but recommended if we need to contact you.

ALL OTHER HOUSEHOLDS, INCLUDING WIC HOUSEHOLDS, FOLLOW THESE INSTRUCTIONS:
Go to Students: Make sure all students in the family are listed. If the child earns a steady income enter that information.
Go to Household Members: Enter all household members that are not students. Enter any steady income received for each family member.
Go to Sign Application: Sign the form and list the last four digits of their Social Security Number or mark No SSN if you do not have one. Contact information is optional but recommended if we need to contact you.

DEFINITIONS OF INCOME
Income Of A Child
Only include income if it is from a steady source. Occasional babysitting or odd jobs should not be included.

Income From Work
Wages, salaries, tips, commissions
Net income from self-owned business and farms
Strike benefits, unemployment compensation, and worker's compensation
Welfare, Child Support, Alimony
Public assistance payments/welfare benefits (e.g., TANF, General Assistance, General Relief)
Alimony or child support payments
Note: Benefits under SNAP and FDPIR are not counted as income.
Pension, Retirement, SSI, VA, Social Security
Pensions, retirement income, veterans' benefits
Social security
Supplemental security income
Disability benefits
Other Income
Net rental income, annuities, net royalties
Interest, dividend income
Cash withdrawn from savings; income from estates, trusts and/or investments
Regular contributions from persons not living in the household
Any other money that may be available to pay for the child(ren)'s meals

If you would like a paper application, please contact your district administration office.

Translated applications can be found [here](#).

Finish Later Previous Continue

La pantalla Estudiantes muestra a los estudiantes que se incluirán en la aplicación actual. En esta pantalla, al presionar en el icono Lápiz, el usuario podrá editar la información del estudiante. Presionar en la X le permitirá eliminar al estudiante de su aplicación.

Free and Reduced Application Processing

Application Not Signed

Verify all students that are part of the family and attend the school district you are applying to are listed below and all the information about them is correct.

Add Available Student Add New Student

Id	Name	Grade	School	Categorical?	Income?	Foster?	Other Source?	
274723	Smith, Adelyn	12	Keystone High School	No	No	No	No	
400913	Smith, Addison	2	Keystone Elementary	No	No	No	No	

Finish Later Previous Continue

El botón "Añadir estudiante disponible" le permitirá agregar estudiantes adicionales de su familia a la aplicación. El estudiante necesitará ser agregado primero a la familia. Si todos sus estudiantes no están en la lista, pueden presionar en el botón Añadir Nuevo Estudiante. Después de haber agregado nuevos estudiantes, puede presionar en "Añadir estudiante disponible". En este ejemplo todos los estudiantes de la familia ya están en la aplicación actual.

Add Additional Students

Available Students

- Addison Smith (On Application)
- Adelyn Smith (On Application)

Add Selected

En la pantalla Editar, el usuario debe presionar en " " antes de presionar en "Continuar" para guardar cualquier información actualizada.

Free and Reduced Application Processing

Application Not Signed

Verify all students that are part of the family and attend the school district you are applying to are listed below and all the information about them is correct.

Add Available Student | Add New Student

Id	Name	Grade	School	Categorical?	Income?	Foster?	Other Source?
274723	Smith, Adelyn	12	Keystone High School	No	No	No	No

First Name: Adelyn | Last Name: Smith

Assistance Type: None of These

Special Situation: None of These

Foster Child: Yes No

Earns Income: Yes No

Copyright© 2008-2017 by PaySchools - Version: 2017.6.0.1617 Privacy Policy

La pantalla Miembro permite editar la información del miembro y agregar miembros adicionales. Una vez completado, presione en Continuar.

Free and Reduced Application Processing

Application Not Signed

Verify all household members that are not students in the school district you are applying to are listed below and all the information about them is correct. Be sure to include the person who will be signing the application.

Name	Earnings	Welfare...	Pension...	Other	Categorical?
Locke, Tee	100 Weekly	150 Monthly	None	None	None

Copyright© 2008-2017 by PaySchools - Version: 2017.6.0.1617 Privacy Policy

La página de resumen requerirá que certifique el tamaño del hogar y los ingresos de la familia marcando la casilla para verificar.

Free and Reduced Application Processing

Application Not Signed

By checking this Box you certify that 3 people are in your household and confirm that no one in the family is earning any other income than included.

Family Members

Tee Locke

Income Information

Income: \$100.00 / Weekly

Welfare: \$150.00 / Monthly

Students

Addison Smith

Adelyn Smith

Copyright© 2008-2017 by PaySchools - Version: 2017.6.0.1617 Privacy Policy

Una vez que todos los estudiantes, miembros y tutores hayan sido agregados a la solicitud y verificados, estarán listos para ser firmados electrónicamente. El usuario registrado será seleccionado como firmante. En una aplicación basada en ingresos, el usuario debe ingresar los últimos cuatro dígitos de su número de Seguro Social o marcar en la casilla " No SSN/Not Applicable ".

El usuario puede elegir el idioma que prefiera, inglés o español. Esto hará que toda correspondencia relacionada con esta aplicación se genere en el idioma preferido elegido, cuando esté disponible.

El usuario debe ingresar la contraseña que especificó cuando se registró para su cuenta. Esto los confirma como el firmante electrónico de la solicitud. Al presionar en " " (Firma) se completa el proceso.

Free and Reduced Application Processing

Application Not Signed

You MUST click Sign to complete your application.

Signer: **Tee Locke**

Last 4 of SSN: ****-**-**** No SSN/Not Applicable

Preferred Language: English

Electronic Signature

By entering my password below I certify (promise) that all the information on this application is true and that all income is reported. I understand that the school will get Federal funds based on the information I give. I understand that school officials may verify (check) the information I give. I understand that if I purposely give false information, my children may lose meal benefits, and I may be prosecuted.

Password: ●●●●●●

Opciones de divulgación

Una vez que la solicitud ha sido firmada electrónicamente, se le pide al usuario que haga las Opciones de Divulgación si han sido definidas en el sistema por el administrador de distrito.

El usuario puede seleccionar los programas a los que les gustaría compartir información de su formulario de almuerzo marcando la casilla junto al programa. Por favor, lea la pantalla cuidadosamente ya que algunos estados y distritos requieren que el padre OPT OUT en lugar de OPT IN. Opting Out le permite a su distrito saber que no desea compartir.

El usuario también puede usar las opciones seleccionadas para todos los estudiantes restantes en la aplicación marcando la casilla indicada en rojo a continuación.

Disclosure Choices

Addison Smith
Adelyn Smith
Sign

The information you give on the Confidential Application for Free or Reduced Price Meal is only used to determine your student(s) eligibility for Free or Reduced Price meals. The information may also be used to determine your student(s) eligibility to receive benefits for other programs. We must have your permission to share your information. Please read the description for each category carefully. Completing this form will not change whether your student(s) get free or reduced meals. Completing this waiver is NOT A REQUIREMENT for participation in any school nutrition program. Please choose the program(s) by CHECK box by each program for the ones you wish to OPT OUT of sharing your information with.

Student Name: Addison Smith

Check this box if you would like to use these choices for the remaining students

Name	Description	
Fee Waiver	Fee Waiver	<input checked="" type="checkbox"/>
Team Sports	Team Sports	<input checked="" type="checkbox"/>

Cancel Next

A continuación, se le pedirá que firme electrónicamente las opciones de divulgación y, a continuación, Finalizar.

Disclosure Choices

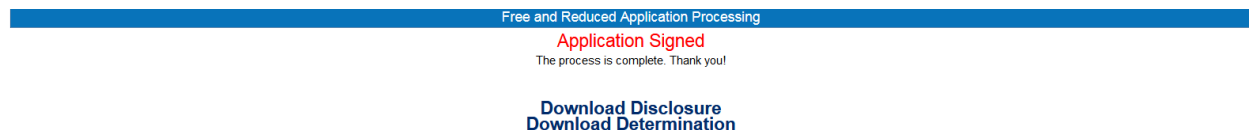
Addison Smith
Adelyn Smith
Sign

Signer: **Tee Locke**
Last 4 of SSN: ***-**- No SSN/Not Applicable
Date Signed:
Preferred Language:

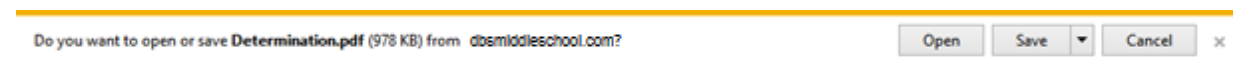
Electronic Signature
By entering **my password** below I certify (promise) that all the information on these disclosures is true and that all income is reported. I understand that the school will get Federal funds based on the information I give. I understand that school officials may verify (check) the information. I understand that if I purposely give false information, my children may lose meal benefits, and I may be prosecuted.

Password:

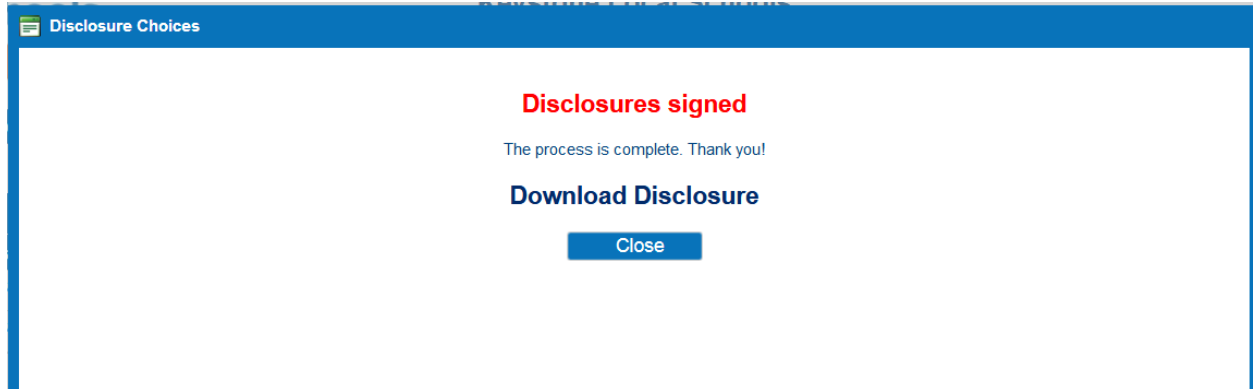
La pantalla de confirmación muestra que la aplicación se ha firmado correctamente junto con la fecha y la hora de la firma. En este punto, la aplicación está completa y el usuario puede descargar la Carta de divulgación presionando en "[Download Disclosure](#)" y / o en la Carta de Determinación presionando en el enlace "[Download Determination](#)".



Se le pedirá al usuario que abra o guarde la carta.



Si Ud. ÚNICAMENTE entró en las opciones de Divulgación para sus hijos, verá la siguiente pantalla para descargar su Carta. No está obligado a ingresar una Solicitud Gratuita y/o Reducida para completar las opciones de divulgación.



Este es un ejemplo de la carta de divulgación que se generará para los registros del usuario .

7/21/2015

Jane Smith
1234 Anywhere St
Anywhere, CO 80000

Your disclosure options are listed below. You can change your choices at any time by contacting:

Mary Walker, Administrator
1234 First St
Anywhere, CO 80000
mary.walker@dbsschooldistrict.org

Student Id	Name	School
44444	Alexandria Smith	DBS Middle School
Opt In Opt Out	2016 DBS School District (Bus transportation fee, Band, Drama)	
55555	Joe Smith	DBS Preschool
Opt In Opt Out	2016 DBS School District (Bus transportation fee)	

En cualquier momento en el futuro, puede volver a iniciar sesión en su cuenta de portal y modificar sus opciones para las categorías de divulgación presionando en el botón " [Disclosure Category](#) ". Se mostrarán las selecciones anteriores y podrá modificarlas según sea necesario. Se le pedirá que vuelva a firmar sus opciones.

[Disclosure Category](#)

[Contact Information](#)

[Free/Reduced Meal Application](#)

Disclosure Choices

Addison Smith
Adelyn Smith
Sign

The information you give on the Confidential Application for Free or Reduced Price Meal is only used to determine your student(s) eligibility for Free or Reduced Price meals. The information may also be used to determine your student(s) eligibility to receive benefits for other programs. We must have your permission to share your information. Please read the description for each category carefully. Completing this form will not change whether your student(s) get free or reduced meals. Completing this waiver is NOT A REQUIREMENT for participation in any school nutrition program. Please choose the program(s) by CHECK box by each program for the ones you wish to OPT OUT of sharing your information with.

Student Name: Addison Smith

Check this box if you would like to use these choices for the remaining students

Name	Description	
Fee Waiver	Fee Waiver	<input checked="" type="checkbox"/>
Team Sports	Team Sports	<input checked="" type="checkbox"/>

Cancel Next

Este es un ejemplo de la Carta de Determinación que se generará para los registros del usuario.

7/21/2015

Jane Smith
1234 Anywhere St.
Anywhere, CO 80000

PLEASE KEEP THIS LETTER FOR YOUR RECORDS. If a duplicate letter is required, one may be provided for a fee of \$3.00 and must be picked up at the Nutrition Office at 10850 E. Woodman Rd., Falcon, Co 80831. An emailed copy can be sent at no charge. Students approved for reduced price meals in grades Pre-school to fifth will receive lunch at no charge for the 2014-2015 school year. Students approved for reduced price meals in grades 6-12 will be charged \$.40 for lunch. All students approved for reduced price meals will receive free breakfast, where breakfast is served, for the 2015-2016 school year.

If you do NOT want your child(ren) to receive Free meals or have questions, please contact James Dobbs at 555-555-3333

If you have any questions about this decision, please call: Carol Walker

If your application was denied, you may reapply for benefits at any time during the school year. If you are not eligible now, but have a decrease in income, an increase in household size, or qualify for food stamps, you may complete another application at that time.

Name	Benefit Level	Reason
Alexandria Smith (44444) - (DBS Middle School)	Free	Income Within Limits
Joe Smith (55555) - (DBS Preschool)	Free	Income Within Limits

If you still do not agree with the decision, and would like to appeal, you may discuss it with a school official, Mrs. Jones, at 555-555-2121

Sincerely,

Carol Walker
DBS School District
5432 E. School St.
Anywhere, CO 80000
555-555-2222

*Categorical - Someone in the family is receiving federal or state assistance

**Other Source - The child is foster, homeless, migrant, runaway or part of a Head Start program.

Non-Discrimination Statement:

This explains what to do if you believe you have been treated unfairly. "In accordance with Federal Law and U.S. Department of Agriculture policy, this institution is prohibited from discriminating on the basis of race, color, national origin, sex, age, or disability. To file a complaint of discrimination, write USDA, Director, Office of Adjudication, 1400 Independence Avenue, SW, Washington, D.C. 20250-9410 or call toll free (866) 632-9992 (Voice). Individuals who are hearing impaired or have speech disabilities may contact USDA through the Federal Relay Service at (800) 877-8339; or (800) 845-6136 (Spanish). USDA is an equal opportunity provider and employer."

The U.S. Department of Agriculture (USDA) prohibits discrimination against its customers, employees, and applicants for employment on the bases of race, color, national origin, age, disability, sex, gender identity, religion, reprisal and, where applicable, political beliefs, marital status, familial or parental status, sexual orientation, or all or part of an individual's income is derived from any public assistance program, or protected genetic information in employment or in any program or activity conducted or funded by the Department. (Not all prohibited bases will apply to all programs and/or employment activities.) If you wish to file a Civil Rights program complaint of discrimination, complete the USDA Program Discrimination Complaint Form, found online at http://www.ascr.usda.gov/complaint_filing_cust.html, or at any USDA office, or call (866) 632-9992 to request the form. You may also write a letter containing all of the information requested in the form. Send your completed complaint form or letter to us by mail at U.S. Department of Agriculture, Director, Office of Adjudication, 1400 Independence Avenue, S.W., Washington, D.C. 20250-9410, by fax (202) 690-7442 or email at program.intake@usda.gov. Individuals who are deaf, hard of hearing, or have speech disabilities and wish to file either an EEO or program complaint please contact USDA through the Federal Relay Service at (800) 877-8339 or (800) 845-6136 (in Spanish).

Persons with disabilities who wish to file a program complaint, please see information above on how to contact us by mail directly or by email. If you require alternative means of communication for program information (e.g., Braille, large print, audiotape, etc.) please contact USDA's TARGET Center at (202) 720-2600 (voice and TDD). USDA is an equal opportunity provider and employer.

Al presionar en el botón "Inicio" en el menú regresará al usuario a la pantalla original.

Welcome to the Parent and Student Portal

Related Students

Student Id	Last Name	First Name	Middle Name	Grade	Birth Date	School	
400913	Smith	Addison	Grace	2	8/14/2008	Keystone Elementary	✘
274723	Smith	Adelyn	Emily	12	7/26/1999	Keystone High School	✘

Add Student

Please be sure to add all your current students using the Add Student button prior to continuing.

Disclosure Category

Contact Information

Free/Reduced Meal Application

Al presionar en el botón Aplicación de comidas gratuitas / reducidas, el usuario podrá crear una nueva aplicación o ver la aplicación firmada.

Select Application

Select the application you want to work on. Or select Create New Application to start entering a new one.

- Application Signed On: 5/16/2017 3:01:00 AM
- Create New Application

Continue Cancel

Cuando se elige una aplicación firmada, se muestra la pantalla de información de la aplicación. Esta pantalla muestra a los estudiantes incluidos en la solicitud, el estado de determinación y la información de ingresos de los miembros. Al presionar en los enlaces en la esquina superior derecha de la pantalla, el usuario puede imprimir la solicitud, carta de determinación o carta de divulgación. En una fecha posterior, el usuario puede optar por rechazar los beneficios basados en esta solicitud. Al presionar en el botón " **Decline Benefits** " hará que esta solicitud no se tenga en cuenta al determinar el estado de comida del estudiante.

Current Application Information

Application Id: 574 Entered By: Tee Locke Download Application
 Status: Free Signed By: Locke, Tee Download Determination
 Last 4 SSN: 1235 Print Disclosure

Students										
Student Id	Name	Status	Reason	Income	Welfare Inc	Pension Inc	Other Inc	Other Source	Assistance Type	Case Number
400913	Smith, Addison	F	Income	None	None	None	None	None	None	None
274723	Smith, Adelyn	F	Income	None	None	None	None	None	None	None

Family Members						
Name	Income	Welfare Inc	Pension Inc	Other Inc	Assistance Type	Case Number
Locke, Tee	\$100.00 Weekly	\$150.00 Monthly	None	None	None	None

Copyright © 2008-2017 by PaySchools - Version: 2017.6.0.1617 Privacy Policy

El usuario puede presionar en " **Logout** " para finalizar la sesión.

Home Help **Logout**

Welcome to the Parent and Student Portal

Related Students

Student Id	Last Name	First Name	Middle Name	Grade	Birth Date	School
------------	-----------	------------	-------------	-------	------------	--------

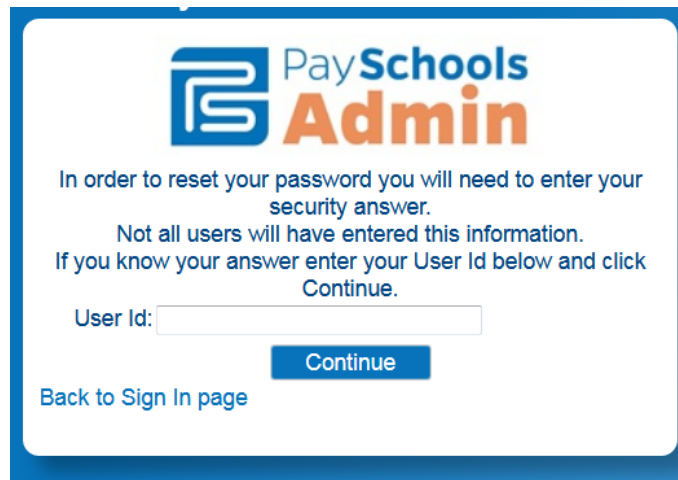
Recuperación de contraseña

Si el usuario ha olvidado su contraseña, puede presionar en "Olvidó su contraseña" en la pantalla de inicio de sesión principal para iniciar el proceso de restablecimiento.



The image shows the login page for Pay Schools Admin. At the top, there is a logo consisting of a stylized 'S' in a blue square followed by the text 'Pay Schools Admin' in blue and orange. Below the logo are two input fields: the first is labeled 'username' and the second is labeled 'password'. To the right of the password field is a blue circular button with the word 'Login' in white. At the bottom of the page, there are three links: 'Register', 'Forgot Password' (which is highlighted with a red rectangular border), and 'Help'.

Se le pide al usuario que introduzca su ID de usuario.



The image shows the forgot password page for Pay Schools Admin. At the top, there is the same logo as in the previous image. Below the logo, there is a paragraph of text: 'In order to reset your password you will need to enter your security answer. Not all users will have entered this information. If you know your answer enter your User Id below and click Continue.' Below this text is a label 'User Id:' followed by an input field. Below the input field is a blue button with the word 'Continue' in white. At the bottom left of the page, there is a link that says 'Back to Sign In page'.

Una vez confirmado el nombre de usuario, la siguiente pantalla le pide al usuario que introduzca la respuesta a la pregunta de seguridad que introdujeron al crear la cuenta y se ingresa una nueva contraseña.

PaySchools Admin

Your user was located.
Please answer the question below and select a new password.
User Id: tee@mom.com

Question: dog
Answer:
Password:
Confirm Password:

Password must contain a number, a lowercase letter, an uppercase letter, and be between 8 and 20 characters long.

[Continue](#)

[Back to Sign In page](#)

Si la información introducida es correcta, presione "[Continue](#)", el usuario volverá a la página de inicio de sesión de la página web. El usuario puede ahora introducir su nueva contraseña para iniciar sesión.

PaySchools Admin

[Login](#)

[Register](#) | [Forgot Password](#) | [Help](#)